

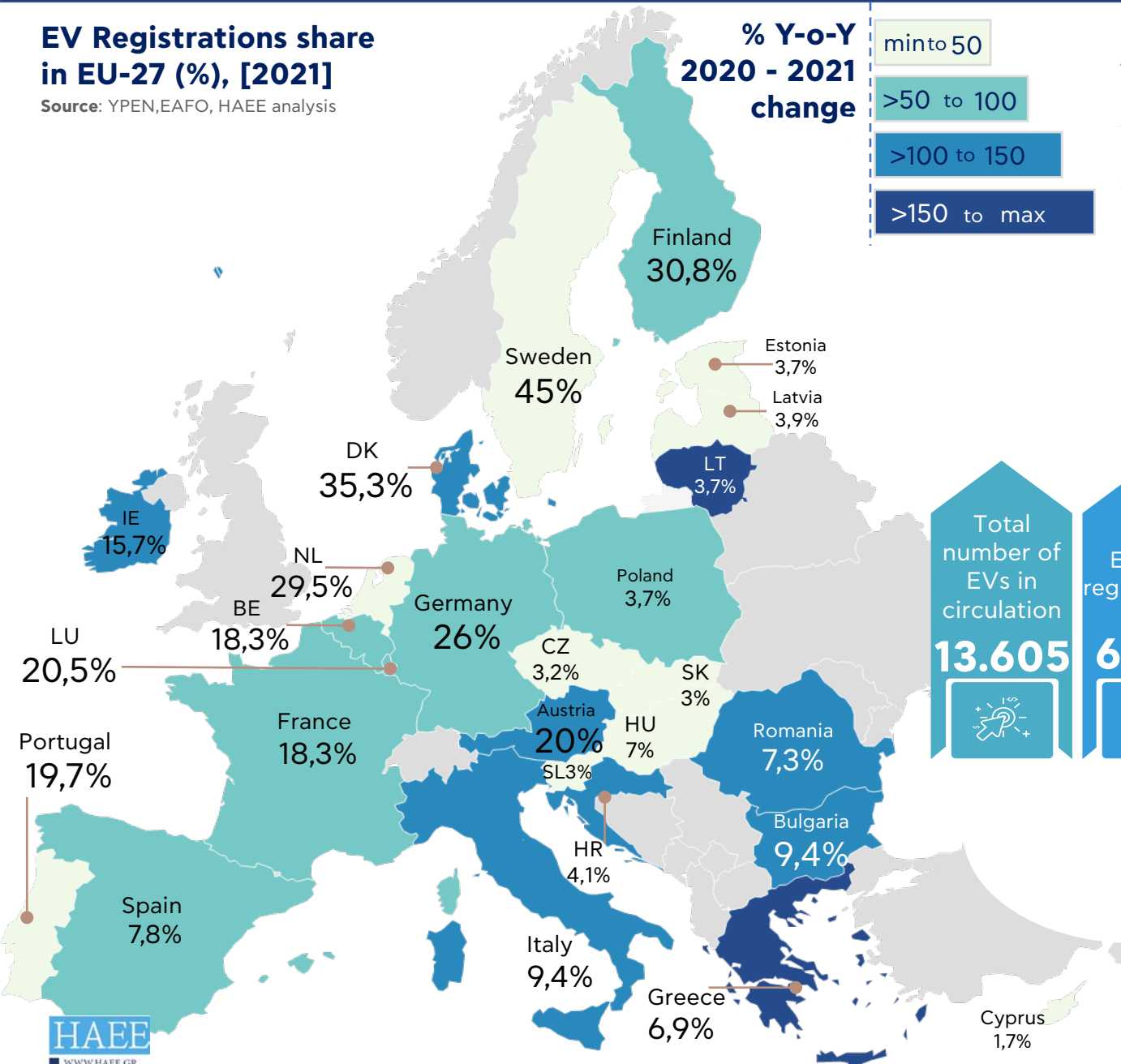
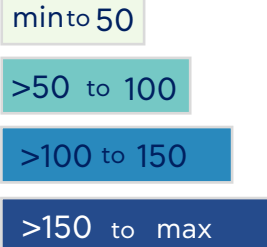
E-mobility in EU-27 and Greece: The road to ICE ban

E-mobility in EU-27 and Greece: The road to ICE ban

EV Registrations share in EU-27 (%), [2021]

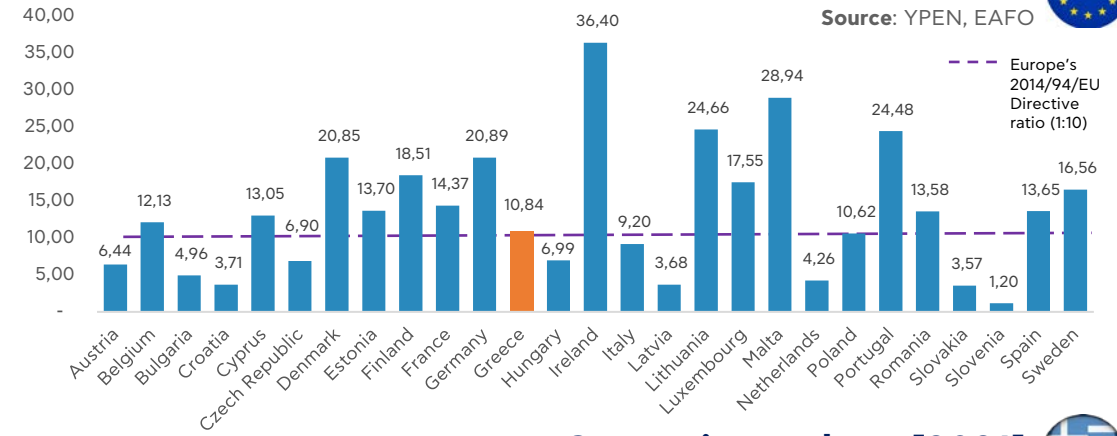
Source: YPEN, EAFO, HAEE analysis

% Y-o-Y 2020 - 2021 change



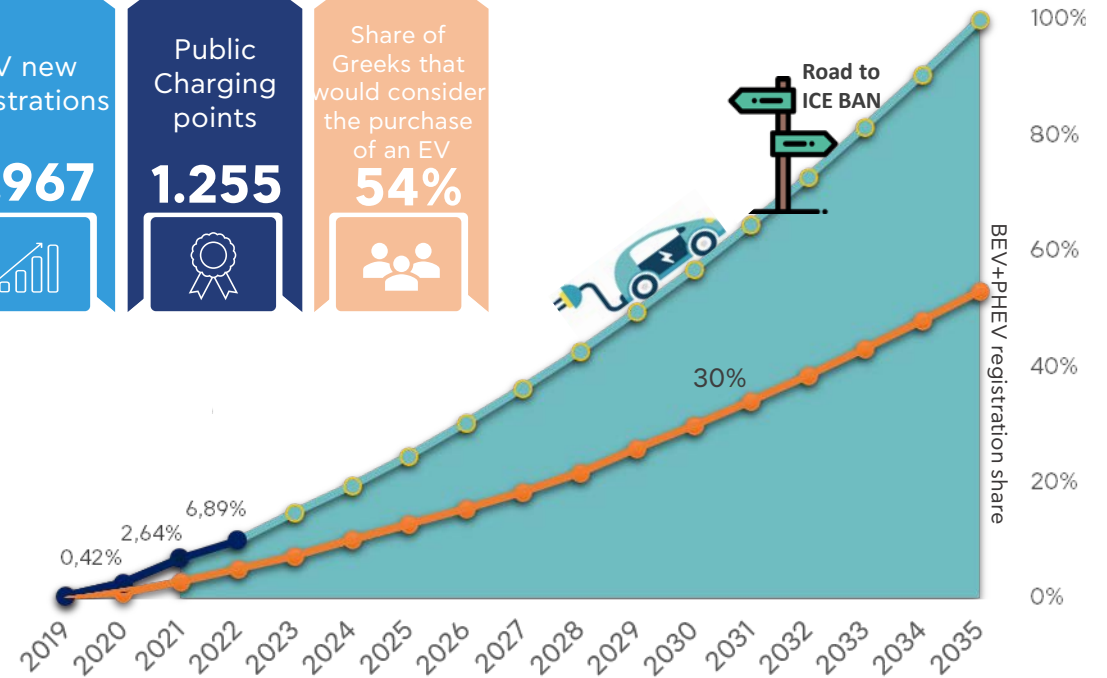
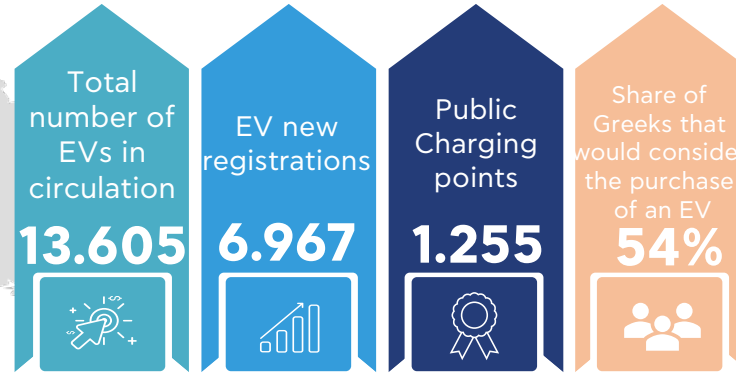
EVs per charging point [2021]

Source: YPEN, EAFO



Greece in numbers [2021]

Scenarios for EV Market development in Greece






Europe paves the way in the electromobility market, while EU countries are reaching the world's highest electric car penetration rates. Between 2020 and 2021, the Greek and Lithuanian electromobility markets reached the highest year over year growth. The highest market share for EV registrations in EU are Sweden (45%), Finland (31%) and Denmark (35%). The expansion of EV purchase incentives and tax exemptions, but also the awareness-raising policies have contributed to the exponential increase of sales.



The central European countries are following the example of Nordic countries, since their economic scale, and peoples' environmental awareness can support the flourishing EV market. In terms of number of EV sales Germany, remains the largest and most fast developing market, where EVs account for 25% of new cars sold. The Baltics, and the western European countries are more likely to start systematically replacing their car stock into EV until the late 2022's, following the transition trend in European mobility.



The charging infrastructure market is under continuous development during the recent years, while it is anticipated to grow even further in the coming years. In 2021, seventeen countries are above the Europe's 2014/94/EU Directive ratio for 10 EVs per 1 charging infrastructure therefore additional efforts will be needed to expand their charging network. On the contrary, ten countries are noticed to be on track to keep their EV per charging infrastructure ratio well below to the EU's directive.



The Greek EV market has been rather underdeveloped historically, although mainly from 2018 onwards an increasing trend has been recorded. In the last 2 years, the actual numbers of EV new registrations overpass the NECP goals. Based on the 2030 NECP Scenario, EV registrations would represent 30% of new car registrations in 2030. However, based on the proposed EU ICE Ban target, and on the last two years' exponential increase of EV registrations, HAEE presents its own Scenario, which projects 57%, 65%, 73%, 81%, 91% and 100% share of EV registrations between 2030 and 2035. Extension of the infrastructure network and increased purchase subsidies and tax reductions are needed to make this scenario feasible.



Join us here



info@haee.gr
www.haee.gr



**Hellenic Association
For Energy
Economics (HAEE)**



**Hellenic Association
for Energy Economics - HAEE**